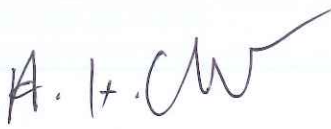



Green Delta Insurance Company Limited  
Consolidated Statement of Financial Position (Un-Audited)  
As at 31 March 2024


	Notes	BDT In Million	
		As at 31 March 2024	As at 31 December 2023
<b>Property Plant &amp; Equipment's (PPE) and Long Term Investment:</b>			
Property plant & equipment's	3.01	2,167.99	2182.43
Long term investments		831.56	841.22
Investment in Associates	5.00	108.38	111.42
<b>Total PPE and Long Term Investments</b>		<b>3,107.93</b>	<b>3,135.07</b>
<b>Current Assets :</b>			
Short term investments		3,171.61	3,971.86
Sundry debtors (Including receivable from re-insurer)		7,928.82	7,256.73
Cash & bank balances		1,699.81	1,626.95
Stock of stationery, Stamps		4.11	4.11
<b>Total Current Assets</b>		<b>12,804.36</b>	<b>12,859.65</b>
<b>Current Liabilities :</b>			
Sundry creditors		7,644.34	7,262.72
Unclaimed dividend account		254.24	7.77
Estimated liabilities on account of outstanding claims		216.07	223.12
Premium deposit & unexpired risk reserve		1,249.56	1,169.28
<b>Total Current Liabilities</b>		<b>9,364.21</b>	<b>8,662.89</b>
Net Working Capital		3,440.15	4,196.76
<b>Net Assets</b>		<b>6,548.08</b>	<b>7,331.83</b>
<b>Shareholders' Equity :</b>			
Share capital		1,001.88	1,001.88
Share premium		0.14	0.14
Investment fluctuation fund		527.46	1,140.79
Reserve & provisions		5,018.59	5,189.02
<b>Total Shareholders' Equity</b>		<b>6,548.08</b>	<b>7,331.83</b>
NAV		6,548.08	7,331.83
NAVPS	17.00	65.36	73.18



Chairman



Director



Managing Director & CEO



Finance Controller



Company Secretary

**Green Delta Insurance Company Limited**  
**Consolidated Statement of Profit or Loss and Other Comprehensive Income (Un-audited)**  
**For the period ended 31 March 2024**

Particulars	Notes	BDT In Million	
		January - March 2024	January - March 2023
Gross premium		780.25	802.44
Re-insurance premium		(406.13)	(434.69)
<b>Net Premium</b>		<b>374.12</b>	<b>367.75</b>
Re-insurance commission		96.89	103.01
Management expenses		(158.65)	(146.99)
Agency commission		(93.67)	(93.03)
Net claim		(115.83)	(126.06)
Un-expired risk-2023		164.97	161.38
Un-expired risk-2024		(163.39)	(164.97)
<b>A. Underwriting Profit</b>		<b>104.44</b>	<b>101.09</b>
Investment income		152.83	102.24
Brokerage commission and others		44.42	29.83
<b>B. Investment and Others Income</b>		<b>197.25</b>	<b>132.08</b>
<b>Total Income (A+B)</b>		<b>301.69</b>	<b>233.17</b>
Non-operating management expenses		(195.25)	(128.67)
<b>Net Profit Before Tax</b>		<b>106.44</b>	<b>104.49</b>
Income tax expenses		(26.40)	(30.41)
<b>Net Profit After Tax</b>		<b>80.04</b>	<b>74.08</b>

**Earning Per Share (EPS)**

**13.00**

**0.80**

**0.74**

  
**Chairman**

  
**Director**

  
**Managing Director & CEO**

  
**Finance Controller**

  
**Company Secretary**

**Green Delta Insurance Company Limited**  
**Consolidated Statement of changes in Shareholders' Equity (Un-audited)**  
**For the period ended 31 March 2024**

Particulars	BDT In Million									
	Share Capital	Share Premium	Reserve for Exceptional Losses	General Reserve	Dividend Equalisation Fund	Revaluation Reserve	Investment Fluctuation Fund	Retain Earnings	Total	
Balance at 1st January' 2024	1,001.88	0.14	1,681.48	183.44	110.00	1,023.96	1,140.79	2,190.14	7,331.83	
Profit after tax	-	-	-	-	-	-	-	80.04	80.04	
Appropriation to reserve	-	-	18.71	-	-	-	(613.32)	(269.16)	(863.78)	
<b>Balance as at 31 March 2024</b>	<b>1,001.88</b>	<b>0.14</b>	<b>1,700.18</b>	<b>183.44</b>	<b>110.00</b>	<b>1,023.96</b>	<b>527.46</b>	<b>2,001.02</b>	<b>6,548.08</b>	
<b>Balance as at 31 March 2023</b>	<b>1,001.88</b>	<b>0.14</b>	<b>1,605.76</b>	<b>183.40</b>	<b>110.00</b>	<b>1,048.68</b>	<b>1,078.36</b>	<b>1,978.90</b>	<b>7,007.11</b>	



Director



Managing Director &amp; CEO



Finance Controller



Company Secretary



**Green Delta Insurance Company Limited  
Consolidated Cash Flow Statement (Un-audited)  
For the period ended 31 March 2024**

	BDT In Million	
	January - March 2024	January - March 2023
<b>Cash flows from operating activities:</b>		
Collection from premium & other income	1,046.35	1,111.02
Payments for management expenses, re-insurance & claims	(1,033.40)	(1,109.23)
<b>Total cash flows from operating activities</b>	<b>12.96</b>	<b>1.78</b>
<b>Cash flows from Investing activities:</b>		
Disposal/(acquisition) of fixed assets	10.89	5.87
Purchase/(sale) of short term investment	118.28	6.99
Disposal/(acquisition) of long term investment	(461.11)	(206.09)
<b>Total cash flows from investing activities</b>	<b>(331.93)</b>	<b>(193.23)</b>
<b>Cash flows from financing activities:</b>		
Dividend paid	(251.47)	-
Interest paid	(90.15)	(37.13)
Bank overdraft	512.32	244.54
Loan to received	3.04	9.26
<b>Total cash flows from financing activities</b>	<b>173.74</b>	<b>216.66</b>
<b>Net cash flows</b>	<b>(145.24)</b>	<b>25.21</b>
Opening cash & bank balance	1,845.06	1,728.21
<b>Closing cash &amp; bank balance</b>	<b>1,699.81</b>	<b>1,753.43</b>
<b>NOCFPS</b>	<b>0.13</b>	<b>0.02</b>

*A. A. Chatterjee*

**Chairman**

*[Signature]*

**Director**

*Fazzanah C.*

**Managing Director & CEO**

*[Signature]*

**Finance Controller**

*[Signature]*

**Company Secretary**

1000000003562176